




# 10 Undetectable Tricks To Find Out What's Going On Behind Your Back

[www.DontBeCheated.com](http://www.DontBeCheated.com)

If you're reading this it's because you might have reason to suspect your partner may be cheating in the relationship.



This can be devastating when you pour all your love into a person and unconditionally give them your trust, but notice signs they may be abusing it.

I know - I experienced it first hand after 13 years of marriage and two young children. But this isn't about me - it's about you and your personal situation as it stands today. If your experience is similar to mine, it's consuming your thoughts most of the day. You hope and pray you're wrong as you try to rationalize the clues of a cheater to give them the benefit of the doubt. You look for ways to better please them but it has little or no effect.

As painful as it may be, you need to stop the agony of wondering and get to the facts. You need to prove to yourself that your suspicions are unfounded or that your partner is actually cheating on you. You need to know because these circumstances go far beyond betrayal of trust.

If you haven't thought about it before consider this: Your partner may be having unprotected sex. That technically puts you in a sexual relationship with every single person with whom his or her lover(s) have ever had sex. Your partner may unknowing be exposing themselves and you to HIV, Herpes and other sexually transmitted diseases. This is why your situation must be viewed as urgent and important. Not just for emotional peace of knowing, but for the sake of your physical health. You must find out the truth as quickly as possible to protect yourself.

You're at the point now where you need to remove all doubt and uncover the facts but you don't know how to go about it. This guide outlines a number of different approaches that can be used to uncover the lies of a cheater. What you will do when you uncover the facts is up to you. That is beyond the scope of this guide, but at least then you will know the truth and you can take appropriate action.

## Table Of Contents

- 2 The Most Effective, Fool Proof Method To Know If Your Partner's Cheating
- 3 Computer SpyWare – Look Over Their Shoulder While You're Not There
- 5 Turn Your Home Camcorder Into A Motion Activated Surveillance Camera for Less Than \$20!
- 6 A Simple Way to Reveal Everything That's Being Said On Your Telephone
- 7 How To Get Anyone's Name And Address From A Telephone Number
- 7 Tell-Tale Signs From The Dashboard Of Your Car
- 8 You Can Know The Exact Location Of A Vehicle At Any Time
- 8 How To Tell If Somebody Has Been Under Your Sheets While You're Not Home
- 9 Combine Your Camcorder And VCR To Capture Activity When You're Not There
- 10 Forensic Accounting; Simple Math You Can Do To Uncover The Lies Of A Cheater
- 10 Signs of Cheating A Spouse
- 12 Summary

## The Most Effective, Fool Proof Method To Know If Your Partner's Cheating

**1** Until we discovered this product known as Cell-Control, we used to carry a variety of other different products to help catch a cheater. After rigorous evaluation we found there is nothing else quite like it on the market. No other product has helped victims of relationship betrayal to learn the truth about their partners than Cell-Control has.

Here is why this product makes it so fast and easy to find out if your partner is cheating. To really appreciate its potential for success you have to think like a cheater.

### Think Like A Cheater:

You will constantly take steps to ensure you and your secret lover's activities remain concealed. You both text each other instead of calling to avoid raising suspicions at the receiving end. You keep your phone on silent and you keep it password protected. You always text first to see if it's safe to talk and you dial the number only if the coast is clear. You use your cell phone or email exclusively to communicate with your lover. You'll make sure the cell phone invoice gets mailed to the office or arrives only in electronic format in your password protected email account. This will make sure your spouse doesn't see suspicious numbers dialed repeatedly.

### How Cell-Control Is Used

Cheaters believe they are shrouded in privacy and will speak freely on their cell phones to make plans



for their next date or intimate rendezvous. Cell Control takes advantage of the very system cheaters use to protect their secrecy. Once Cell Control is activated you can listen to all live calls placed or received on the target phone. You will see all text messages, emails and SMS logging. If the phone is GPS enabled you will


know their whereabouts at any time. You can even turn on the microphone in their cell phone to listen to surrounding conversations any time you want. This is an extremely powerful feature. If they tell you they are working late but instead they're going to dinner with their lover you can hear it for yourself.

### How Cell-Control Works

One of the strongest reasons we recommend this software is that you never need to touch the target's cell phone to make it work. Competitive software needs to be installed directly into the target phone. There are significant obstacles to accomplishing this. The first of which is getting your hands on their cell phone to physically install the software. The second is the high probability that

the phone will be password protected. Our competitors also require you to order the software version specifically designed for the target model. Periodically manufacturer's make subtle changes to their product models which could render the software useless even though you purchased the right version. You will also be required to pay a monthly subscription fee that often exceeds our one-time fee.


Once you download the software there are two simple steps to get it to work. You install Cell-Control software on your own cell phone - NOT the target phone. This take only a few minutes. The second step is to call the target phone and speak directly with the target or their voice mail for 30 seconds. You do this once only. In that short time the two phones become "paired". Now your phone will buzz whenever the target phone places or receives calls. You can listen to both sides of their conversation but they can't hear you. In fact, you can monitor multiple cell phones if you choose.



There is no trace or logging of your mobile phone's details on the target phone. That means your target will never know. You can access anything and everything coming from the target phone. It will work on any cell system, in any country and on any target cell phone.

Now you can easily reveal the truth for the price of a pair of shoes and it comes with a 30-Day Money Back Guarantee.

## 2 Computer Spyware - Look Over Their Shoulder While You're Not There



Most cheats think it's safe to communicate with each other by email. Wouldn't you? Because of this they communicate freely and often make their meeting plans be cell phone or email. After all, it's far safer than calling the house because you might answer instead of your mate. They are highly likely to communicate exclusively by email and with cell phone text messaging. They probably don't get enough "quality time" to communicate in person so they will use email and text even if it's just to send "sweet nothings" to each other.

If you are truly serious about finding out if infidelity is being perpetrated against you by someone you think you know and trust, then this is the solution for you. If your mate doesn't use a computer they are likely to be texting by cell so you might want to consider getting Cell Control to listen to conversations.


If they don't use a cell phone or they spend a lot of "private time" on the computer you may be better to use computer spy software to capture every keystroke they make including passwords. Install it on every computer in the home. If your mate is using a lap-top for work be sure to install it on that one too.

We recommend SniperSpy because it allows you to load the software on your other machine remotely. What we like about it is that you can send an email with a self installing attachment to the target's computer. Once the intended recipient opens the

email and clicks the attachment the INSTALL FILE will execute and install itself without giving any indication that the installation took place because it completely bypasses the firewall. If you don't normally communicate with the target by email start now and send them an email for no specific reason and do so every so often. Include an attachment periodically - a joke or photo. This will get them used to receiving files from you and opening them. Audio and video joke clips and photos are plentiful on the Internet.

When you send the self installing file with one or two other "decoy" attachments the cheater will click on it and simply wonder why nothing happened when it was clicked. Once installed, it will record their emails, chats, instant messages, web sites visited and keystrokes typed. Then it will automatically send this recorded information to your own email address. Within seconds of them sending or receiving an email, you will receive your own copy of that email in your inbox too.

You can set it up to give you an activity report every hour of their latest chats, instant messages, keystrokes and web sites visited, plus a summary of all emails. You can set the reports to come less frequently if you choose.



NOTE – this is something they don't tell you in the instruction manual – DO NOT have it send emails to your usual Outlook account on any computer in your home. Sign up for a Gmail or Yahoo account so your emails stay in cyberspace and can be retrieved only by you.

To learn more about spy software click here.

SNIPERSPY		Others
<b>SCREENSHOT FEATURES</b>		
Visual Screenshot Recording	✓	NONE
Full Size Window Capture	✓	NONE
Sent Emails Snapshots	✓	NONE
Received Emails Snapshots	✓	NONE
Web-based Emails Snapshots	✓	NONE
<b>MySpace Monitoring Snapshots</b>	✓	NONE
Windows Desktop Snapshots	✓	NONE
Video Chat Snapshots	✓	NONE
<b>OTHER RECORDING FEATURES</b>		
Invisible Keystroke Logger	✓	SOME
Chat Conversation Logger	✓	SOME
<b>Screen Snapshot Recorder</b>	✓	NONE
Website Addresses Logger	✓	SOME
Disk Change Logger	✓	SOME
Complete System Info	✓	SOME
Apps/Windows Logger	✓	SOME
Documents Logger	✓	SOME
<b>VIEWING FEATURES</b>		
Realtime Remote Monitoring	✓	SOME
Selective Log Deletion	✓	NONE
<b>Logs Divided Into Pages</b>	✓	NONE
Thumbnail Viewing	✓	NONE
Advanced User Filter	✓	SOME
Searchable Logs	✓	SOME
No Direct Connection Needed	✓	SOME
Ultra Fast Servers	✓	SOME
<b>SECURITY FEATURES</b>		
Complete Stealth Monitoring	✓	SOME
<b>Remotely Deployable</b>	✓	SOME
No Icons or Program Groups	✓	SOME
Password Protected Login	✓	SOME
Evades Spyware Detectors	✓	SOME
Remote Stealth Uninstall	✓	SOME
<b>SUPPORT FEATURES</b>		
Lifetime Tech Support	✓	SOME
Average 6-12h Responses	✓	NONE
<b>Doctor Recommended Product</b>	✓	NONE
Add Licenses for \$19.97	✓	NONE
Easy to Understand Instructions	✓	SOME
Lifetime Minor Updates	✓	SOME

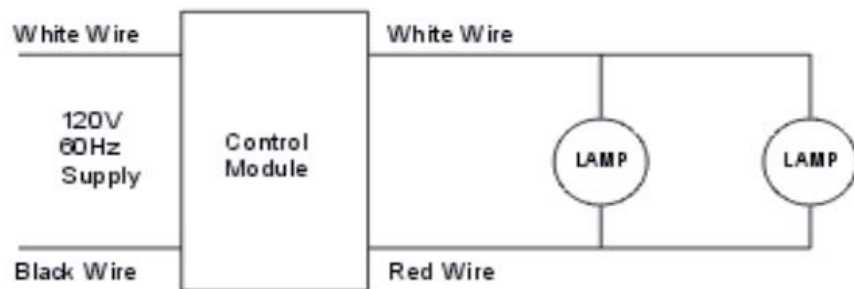
### 3 Turn Your Home Camcorder Into A Motion Activated Surveillance Camera. All for Less Than \$20!

Think it's impossible? Not after you read this you won't. Using a camcorder for surveillance is limited by the length of recording time on the tape or memory card. That is to say, if you suspect something and attempt to capture video evidence by hiding a running camcorder, recording may stop before the activity actually occurs. Break this barrier by connecting it to a common, everyday motion sensor and extension cord to create motion-activated video surveillance. This way it records only when there's activity.

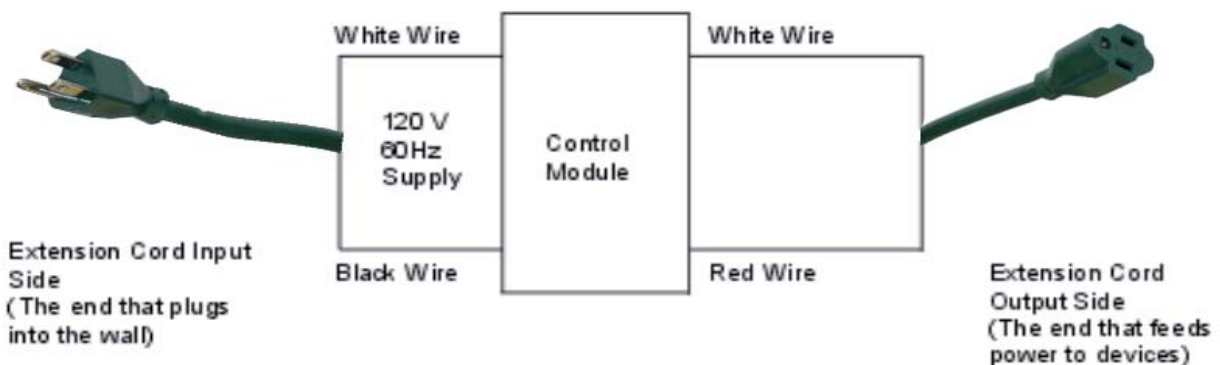
Here's how it works:

- 1 - Go to any hardware store and buy an extension cord and a motion sensor. You know – the kind that turns on the outside lights when somebody walks by.
- 2 - Cut the extension cord in the middle. Be sure it's unplugged! – (We know you probably figured that out on your own but our lawyers made us say that.)
- 3 - Follow the instructions that come with the sensor to connect to the power source. That is the section of your cut cord that plugs into the wall.
- 4 - Connect the other section of cord to the wires that go to the light sockets. Because the light sockets are an integral part of the unit, you will need to cut the wires leading to one of the sockets and connect these to your extension cord.

**Fig. 1 - Wiring Diagram for Motion Activated Light (as supplied by manufacturer)**




**Fig. 2 - Wiring Diagram Revised With Extension Cord Instead Of Lamps**



- 5- Setup your camcorder for use with the plug-in power adapter instead of battery mode.
- 6 - Insert a blank tape/ memory card and set your camcorder on record mode.
- 7 - Tape down the record button with a strong adhesive tape. A couple layers of duct tape or electrical tape should do the trick. Pull it tight because it will stretch a bit and loosen.
- 8 - Plug the camcorder into the extension cord.
- 9 - Position and conceal the camera and motion sensor and you are ready to capture intruders, cheats and thieves red handed on tape.
- 10 - Do a "walk test" to see if the sensor activates when you enter the area.

Important Note: *Before you buy materials, test your camcorder by simply holding down the record button and plugging it in and out of a wall socket a few times. Some camcorders we tested will NOT start recording using this method.*



## 4 A Simple Way to Reveal Everything That's Being Said On Your Home Phone



In many cases just "being in the know" about what's going on around you will give you the edge. Today's digital voice recorders make it easier than ever to reveal what is being said and with whom. Some of them have the capability of recording over 1,000 hours of conversation, however you need to bear in mind that the battery may not last the full recording time. Voice activation extends the actual useful time dramatically.

You can conceal one almost anywhere, turn it on with voice activation and retrieve it to listen later. It can be hidden on your person, in the home, office or car. With external attachments they can also be connected to phone lines in any phone plug in the house. If you use this method you should experiment with the "sensitivity setting". Because there is "electrical noise" on the phone line even when the phone is on the hook, the recorder senses the faint "hum" on the line and records. With the sensitivity set to "Low" it should ignore these faint sounds and activate only when voices are on the line.

We recommend only the digital models because there is no motor noise, much longer recording time, and because there are no moving parts they are more reliable. They also produce a better sound quality and since there are no bulky parts like motors and tapes they use less battery power and are much smaller. Furthermore, some models allow you to download the conversation to your computer and burn it to CD for a permanent record if you choose.

## 5 How To Get Anyone's Name And Address From A Telephone Number

Most people know that they can easily get the telephone number of the last person who called your number by dialing \*69 on your telephone. Another source of numbers is the phone bills. Unfortunately residential bills only show long distance calls. Cell phone bills detail every call and its duration. You may have some trouble finding the cell phone invoices if there is an affair going on. Most cheats are smart enough to destroy them or have them sent to the office instead.

There could be another way of getting the numbers if you are careful and clever. When your mate uses the cell phone, every number received or dialed is stored in most phones for some period of time. They hold the last 10 or 20 of each - incoming and outbound. If you can get your hands on the phone for a few minutes while they're in the shower you may find some revealing numbers.

The challenge still remains to convert that information into a name and address. It used to be that just by logging on to [www.infospace.com](http://www.infospace.com) and entering the phone number you'll get the name, and address of the person. Now they charge for it, so we scoured the Internet to find you a free one. Click this link for FREE reverse lookup. (last tested Sept 2011)

We tested it on residential and business phone numbers and it works for both. We haven't found a free one for cell phones yet.

## 6 Tell-Tale Signs From The Dashboard Of Your Car

Is your mate really going shopping or bowling with friends? A simple thing like recording the odometer reading that measures the mileage in your car will give you important clues to someone deceiving you.

If your mate tells you they're going to a local spot but you know they traveled 37 miles, then you have one more clue that they're not really going where they said. What reason would they have to lie? Be careful, there could be a legitimate reason. This could easily be revealed with a number of different techniques. One is with the use of car audio recording, car video recording or a GPS unit. All have advantages and disadvantages but if you use them in combination you will have every detail you could possibly need.



## 7 You Can Know The Exact Location Of A Vehicle At Any Time

GPS is a multi-billion dollar satellite communications system at your disposal to help you catch a cheat. Used by businesses like delivery companies, lawn care, and service organizations who need to track the activity of their vehicles. They can confirm stops, deliveries, and sales calls, plus personal use of company vehicles.

There are two types of GPS units – “Real Time” and “Passive”. Real time units communicate thru a wireless network and tell you where the vehicle is at all times.



We recommend passive units because they are simpler, less expensive and require no airtime fees. Passive units record the data that you then download to your computer to create travel reports. This tiny receiver automatically records date and time, miles driven, destinations, vehicle speed and other travel data to give you the information you need. Use it to confirm your suspicions by knowing the whereabouts of your spouse. With GPS you will know where they go, when they go and how fast they go.

The beauty of these little devices is that all they need is power and a hidden antenna. Some are totally self-contained with internal batteries and antenna. Some units are designed to plug into the cigarette lighter. If you get one that uses vehicle power you should be able to go to any car audio shop to have a technician run a hidden wire and conceal the unit for you. Be sure to ask them to connect to an “un-switched” power source like the cigarette lighter supply wire to keep the unit energized 24 hours a day. The low current draw will not drain the battery very much at all.

Another alternative is to place a GPS tracker into the car before the trip and retrieve it after. Some models are about the size of a candy bar and

even have a magnet to hold them in place. They work by recording GPS location to their internal memory at preset intervals. Once the device has been retrieved, its information can then be downloaded and mapped via Google Earth, MapQuest, and other 3rd party mapping systems. The tracking device communicates to your computer via USB. If you don't normally keep a box of Kleenex in the back deck of the car you might want to start now. That would be a good hiding spot for one of these. Remember they have to be “in view” of satellites through any nonmetallic surface. Glass and plastic are ok, under the seat or in the glove box – not ok.

## 8 How To Tell If Somebody Has Under Been Your Sheets While You're Not Home

Believe it or not some cheats are brazen enough to have their rendezvous right in the master bedroom. You may suspect something is going on because the bed was not made exactly the way it was left in the morning. We have a simple yet effective strategy to prove to you that somebody's been in your bed.

First, make the bed. Find a piece of thread about 10 inches long that closely matches the color of the sheet on the bed. Thread a needle. Locate a spot on the side of the mattress toward the head of the bed. Push the needle out from under the slipcover thru both, slipcover and sheet. Then within about ¼ inch send it back thru both. Cut the thread so that only a couple inches of each end is left hanging inside. Repeat this on the other side. If you check the thread when you come home you will know that the bed was used.



Remember, this proves only that it was used. It may have very legitimately been for a nap. You will need to do some further investigation to find out more.

## 9 Combine Your Camcorder And VCR To Capture Activity When You're Not There

One simple connection between a camcorder and a VCR, turns these two devices into a very powerful surveillance system. This method will use the VCR to automatically initiate recording just like you're recording TV shows while you're away. In this mode the camcorder acts like a video camera feeding a video signal to the VCR. The VCR ignores the signal until the recording timer activates.

### Here's How it Works:

Check the contents of your camcorder package for a video cable. (Most manufacturers include one.) Refer to your manual to see if it was included in yours. You will use this cable for testing but for the actual project you may need to buy a longer one.

- 1 Connect the video cable to the camcorder's video output.
- 2 Connect the other end of the cable to the VCR's video input jack.
- 3 Switch your camcorder to camera mode. (Do not press record. Although it is not recording, the video image will still be visible in the view finder and the signal will be fed down the video cable)
- 4 Set your VCR to record from the video input.
- 5 Test the system with the VCR output connected to your TV set as you would normally, you should be able to see the image that the camera sees.
- 6 Leave everything but the TV set turned on and set the VCR timer to a pre-determined time to record for a half hour to test the timer.

This system is great if you suspect the subjects are using your own home and you can roughly predict the time and place. The problem is that VCRs are typically noisy when they start and stop. We suggest you keep the VCR in a closet, basement or another room. You are only limited by the length of video cable you buy. You may need to borrow another VCR because if your's is missing from the entertainment system its sure to raise suspicions. The camcorder may be hard to hide or disguise, plus you are still left with the challenge of predicting the time

the occurrence may take place. If these drawbacks cannot be overcome you can use alternate means such as miniature, wireless, pinhole cameras that are about the size of a 9 volt battery. Some of them come disguised as clock radios or smoke detectors etc. Some even have wireless transmitters that allow you to feed the video signal to a recording device wirelessly. Others are available with a built-in memory stick allowing you to record directly to the device and then transfer the images to your computer. The more sophisticated units are triggered to record by motion detection.



# 10 Forensic Accounting; Simple Math To Uncover The Lies Of A Cheater

I can tell you from personal experience, a mate planning for divorce will try to stock pile cash in preparation for the big day. You will be funding one or more of these things; a divorce lawyer fighting against you, a vacation, a car, or a down payment



on a new condo. When I married my first wife, I taught her how to manage the household expenses and balance the checkbook. She did a good job of it for the first 11 years of our marriage. I was earning a good income but in the last couple of years of our marriage, I noticed there was never enough money to dress up the house or do things I wanted to do. It wasn't until the relationship went sour that I looked over the books and estimated that she siphoned off about \$13,000.

It was all accounted for - the books showed huge miscellaneous expenses and a doubling of groceries, clothing and other expenses. That can add up for a family of four. I immediately closed the bank accounts, cancelled all credit cards and arranged for my paycheck to be deposited into a new account, at a different bank in my name only. By then it was too late. Worst of all, when I spoke to my divorce lawyer about this he told me there is nothing that can be done about it even if it can be proven because, as my wife, she was authorized to spend "our" money as she saw fit.

Go back and have a look at all the bank accounts, credit card statements, investments, and any other assets. If your mate claims to be working late, check paycheck stubs to verify this overtime is actually being spent on the job. If you don't know how to do a year-to-year comparison of your finances, pay an accountant to do it. It can be very revealing.

## Signs of Cheating A Spouse

Here Are Things To Look For If You Suspect Your Spouse Is Cheating:

- ✓ First, pay attention to your own instincts. If you think something is wrong, it probably is.
- ✓ You may notice your mate is more attentive because at the beginning of an affair your mate is feeling guilty or simply is overcompensating to keep you off their trail. This can result in more frequent sex or unusual sexual requests.
- ✓ After a while the cheating spouse may have less interest in family and home activities. This can range from lack of interest in family outings, spending less time at home and avoiding home repair, lawn care, gardening or decorating.
- ✓ Watch for attitudes of unexplained frustration or anger. They could be feeling guilty or angry about their situation and take it out on you.



✓ Scrutinize your bank account and credit card statements. Look for unexplained withdrawals or purchases. If they are playing around, there will be expenses.

✓ Look for sudden changes in grooming habits, exercising, attention to diets, hair care, makeup and colognes.

✓ Pay attention to unusually high expenses for their wardrobe, shoes and new underwear. They will want to look their best for each encounter.



✓ Other indicators of someone having an affair are lipstick on the collar, cologne on a blouse or perfume on a shirt.

✓ Check underwear for stains from secretions.

✓ Wallets, drawers and glove compartments can reveal unexplained receipts, phone numbers, addresses, condoms, and "little souvenirs".



✓ If you are receiving an increase in phone calls where the caller hangs up or says "wrong number" or your mate leaves the room to speak privately or whispers, there could be an affair going on.

✓ In many cases cheaters use cellular telephones to talk freely. Get a detailed billing of the calls made from the cell phone. Look for a frequently called number. Once you have that number, read our section on "How to get a name and address from a phone number". Don't disregard a business number either. Talking to a lover on

the job could be considered a safe bet. Look for a second cell phone account billed to the office.

✓ You may find birth-control pills in her medicine cabinet, although you've had a vasectomy.

✓ Beware if you are on the pill and he's carrying condoms.

✓ Look for a new e-mail account that you shouldn't know about.

✓ This may seem a bit obvious but if they stopped wearing their wedding ring there could be a reason for it.

✓ Check the pay stub to be sure all the "overtime" is being spent at work.

✓ Your mate picks fights to justify stomping out of the house to spend time with the lover.



✓ Listen for a sudden interest in a different type of music.

✓ If your mate spends a lot more time on the computer after you've gone to bed this could be communication time for both of them.

✓ If you notice this going on, pay particular attention to the section that deals with spy software.

*If you discover areas of concern DO NOT confront the cheater until you have hard evidence. It will cause them to be more careful and you may never know the truth.*



## Summary

The information provided here is intended to serve as a preliminary guide to help you identify the possibility that you may be the victim of a cheating spouse.

Using only one method alone may not be enough to actually prove beyond a doubt that something is going on behind your back. Using several methods combined may give you all the detail you need.

In many cases, the information you get from implementing some of these strategies will be enough to convince you that something is going on behind your back.

*Best regards*

The Surveillance Guru at  
[www.DontBeCheated.com](http://www.DontBeCheated.com)

*Please read the legal disclaimer before proceeding with any of the projects.*

### DISCLAIMER:

The techniques and equipment described in this document may not be legal in all countries, states, or jurisdictions. You are advised to check with a competent lawyer as to laws that may apply to this information before proceeding. This information is intended only for reference and educational use. The author and/or publisher hereby expressly disclaim any liability, claim, demand, and expense, loss or risk incurred by user or other persons as a consequence of the use and application, either directly or indirectly, of any advice, information or methods presented herein. There is no guarantee, express or implied, as to the suitability of any of the methods or techniques described herein.

Copyright © [www.DontBeCheated.com](http://www.DontBeCheated.com) 2011 all rights reserved. You may freely distribute or copy this material provided you publish the whole article in its entirety without modification and you include this copyright, legal notice and links in full.